

CRANE ORBIT 200ER

LIFTING CAPACITY 200 KG

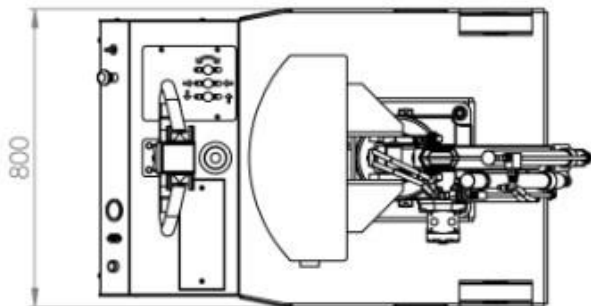
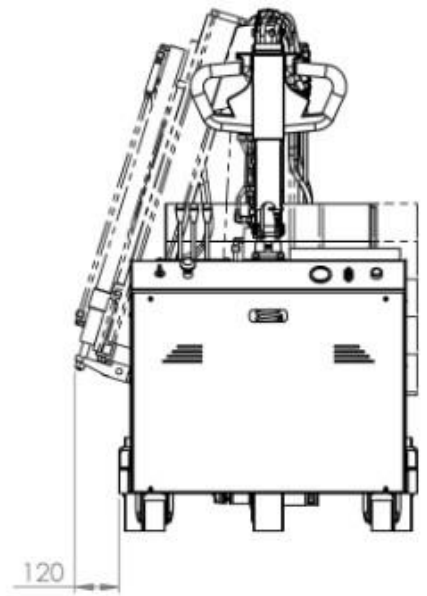
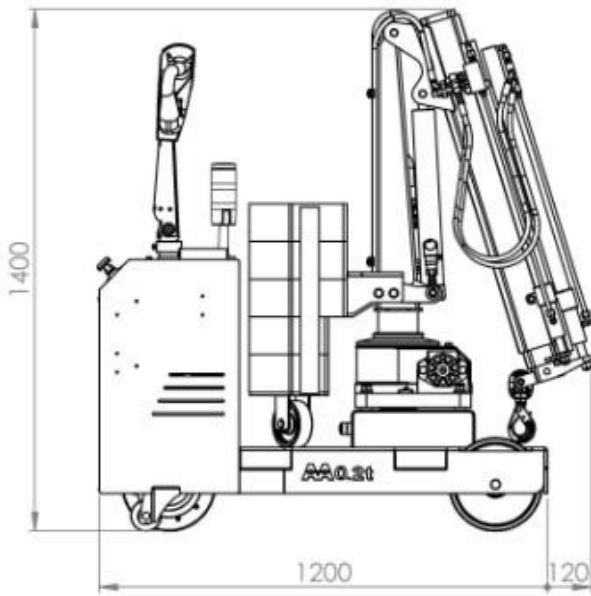
MOTORISED COUNTERBALANCED SWIVEL CRANE

ELECTRIC LIFT/LOWER/EXTEND/RETRACT/ROTATION THROUGH PUSH BUTTON REMOTE CONTROL
AT ADJUSTABLE SPEED

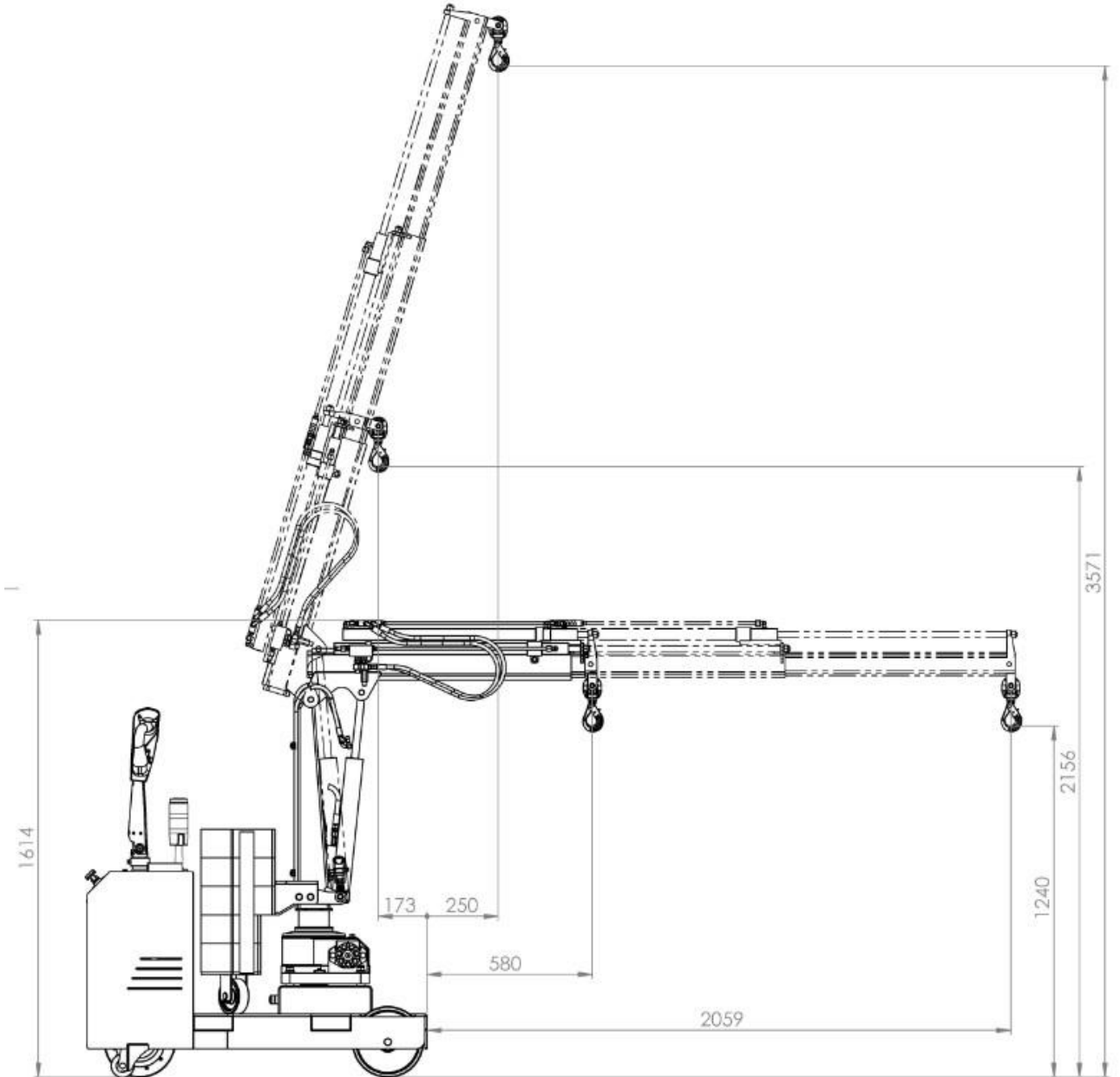


| Model | | ORBIT 200ER |
|---|-----------|----------------------------------|
| Drive | | Electric |
| Rotation | | 210° electric controlled |
| Arm lifting | | Electric – remote control |
| Arm lowering | | Electric – remote control |
| Arm extension | | Electric – remote control |
| Width with arm not rotated | mm/inch. | 800 / 31 |
| Width with arm rotated at 90° | mm/inch. | 800 / 31 |
| Max capacity with standard double boom | Kg / lbs. | 200 / 440 * see load chart below |
| Weight of the crane (counterweight incl.) | Kg / lbs. | 800 / 1763 |
| Battery type standard | | Maintenance free AGM |
| Batteries nos. | pcs | 2 |
| Battery voltage / nominal capacity | V / Ah | 12 / 120 |
| Lifting motor | W | 800 |
| Traction motor | W | 1200 |

CRANE ORBIT 200ER MAIN DIMENSIONS



CRANE ORBIT 200ER DETAILED DIMENSIONS WITH STANDARD ELECTRIC TELESCOPIC DOUBLE BOOM



CRANE ORBIT 200ER MAIN DIMENSIONS

