

**LiftSafe**  
LTD.  
Specialist Materials Handling Solutions



**JL 750**

Electric - hydraulic compact crane

# The Crane 750

## Compact

The counterbalanced crane JL750 hydraulic lift is the most compact of the market. Born to facilitate the lifting of light weights of any type up to 800 kg in aisles and confined spaces. One of the strong points is the ball bearing which makes the 240 ° rotary movement smooth and light. The JL750 crane has been designed to speed up and optimize all operations related to lifting and logistics, increasing productivity while ensuring maximum safety and ergonomics for the operator.

# JL 750

JL140.720



4,0 km/h



800 kg



1.050 mm

- It can lift loads up to 800 kg.
- Motorized tiller head guide.
- Arm controls with wire control.
- Lift and extension with hydraulic system.
- Standard Anti-tipping system.
- 100% electric.



👁️ **Front View**

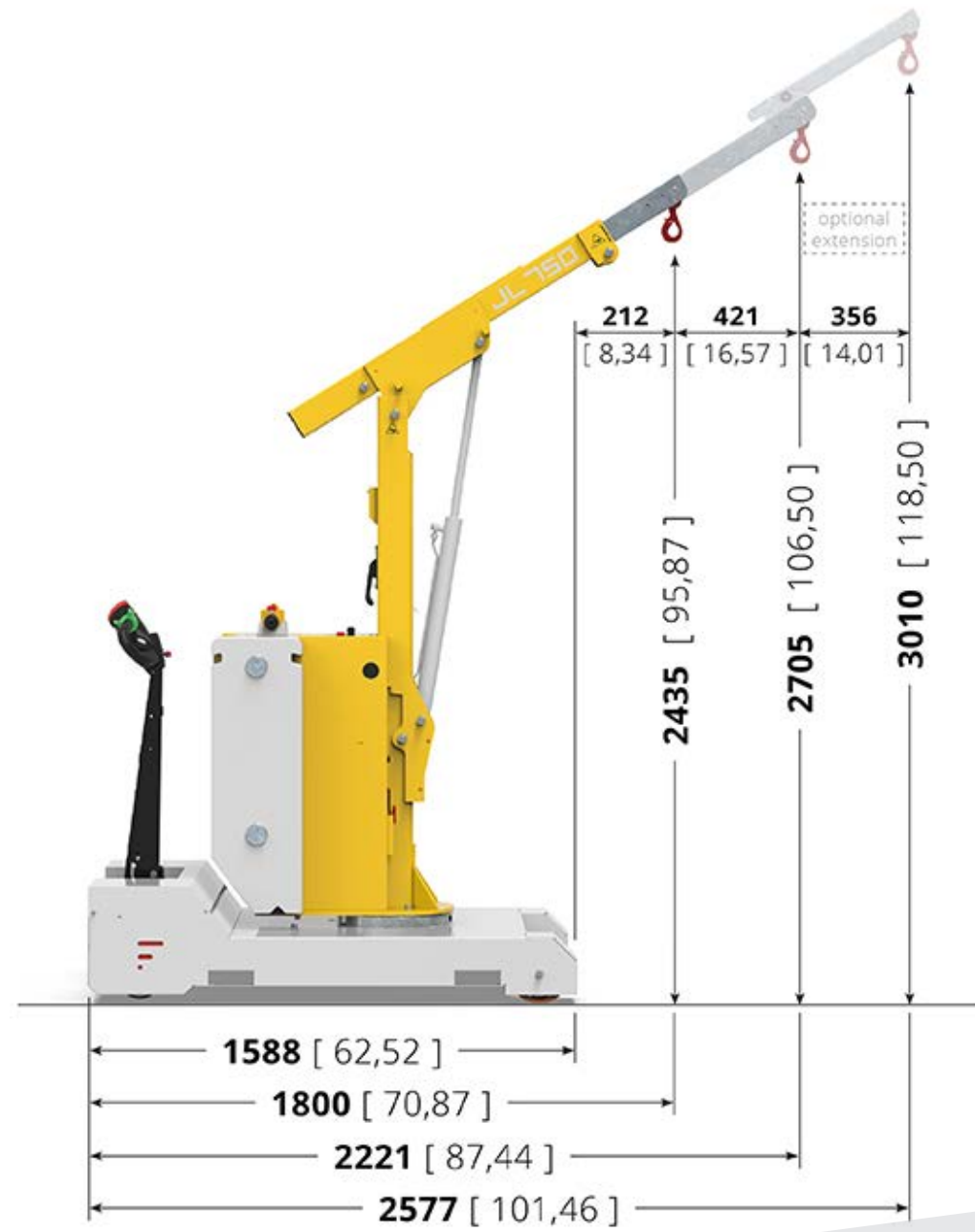
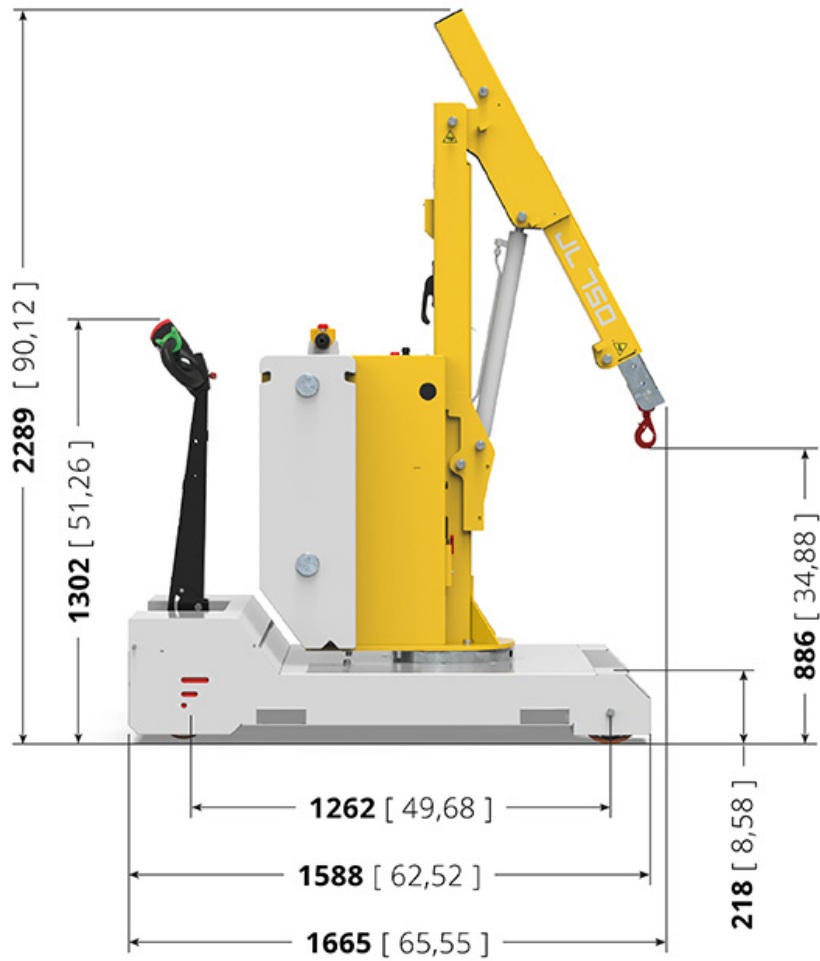


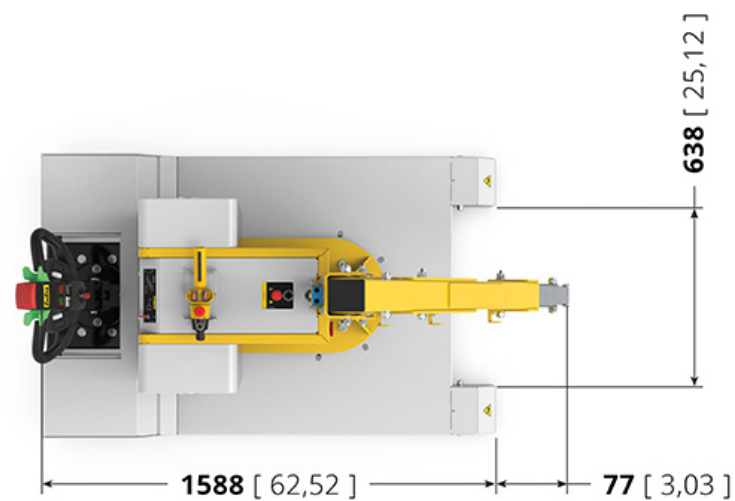
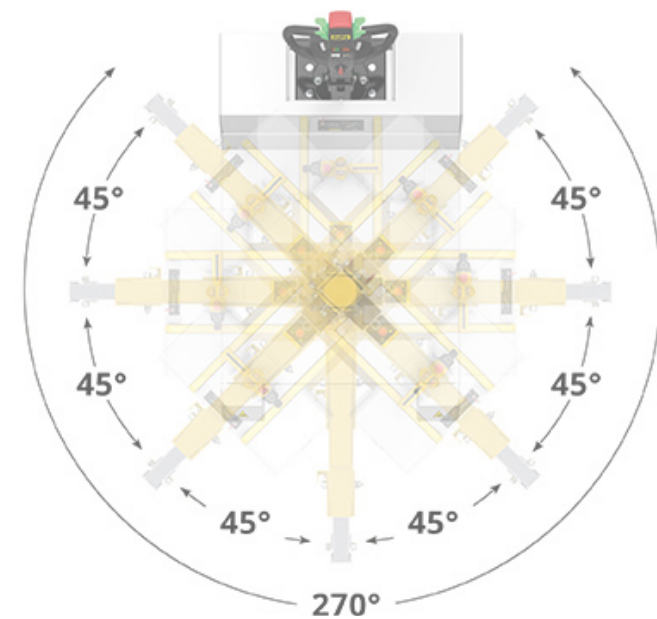
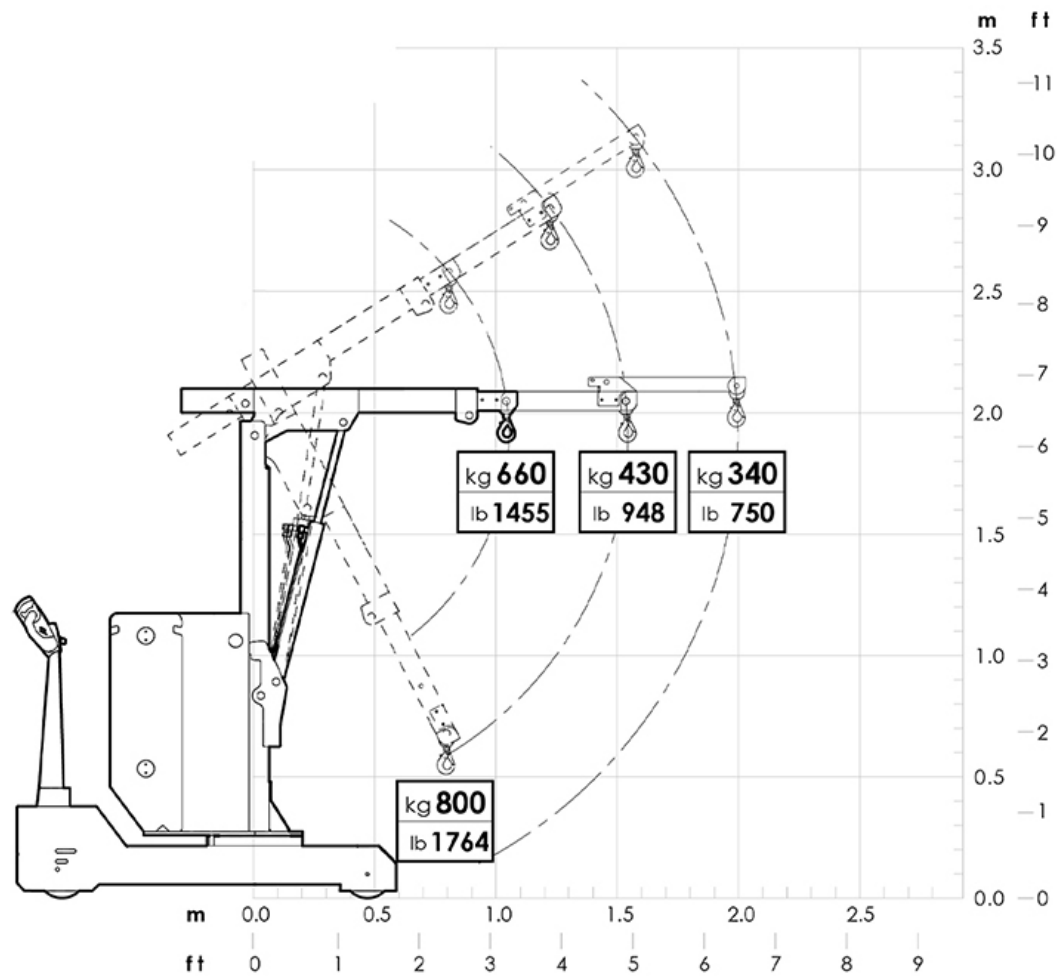
👁️ **Side View**



👁️ **Top View**







# Ergonomic Driving

The **Zally** tillerhead has been designed and built to make the operator's use more ergonomic by ensuring the right comfort on long use during the work shift. **Its ergonomic design** allows you to have all the control buttons at your fingertips, the display indicates the remaining battery charge and the key is situated on the top of the tiller. **The structure** is made with a strong plastic cover to resist in case of accidental impacts.



# 5 speed Kit

**On the latest version of the tiller handle** installed on model JL750 a 5 speed button is a standard feature. By pressing it, with each click, the speed switches from one gear to another.. In this way the operator can select the appropriate speed very quickly depending on the type of maneuvers is making. **The Flex to Go system** has been designed to assure a greater maneuverability in tight and driving the unit at an higher speed when a longer distance has to be covered.

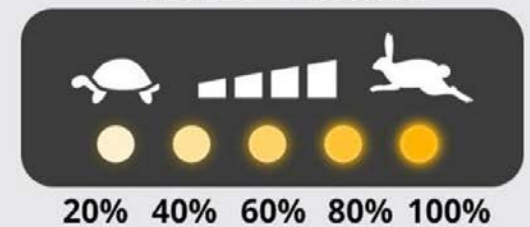
**Each click** adds 20% more speed than the previous gear.

Speed ramp: 20% - 40% - 60% - 80% - 100%

Once in fifth gear, pressing the button returns to first gear.



## 5 SPEED CONTROL





# Wire control

**The wire control** allows you to lift the load with one hand and maneuver it to the correct position with the other hand. **Its ergonomic design** allows you to work many hours without tiring your hand. **The structure** is shock resistant in case of falls of less than one meter from the ground. **The potentiometric controls** allow millimetric control of movements.




# ACCESSORIES

Arm kit for every need



EXTENSION KIT FOR CRANE  
ARM 450 MM



2-ARM CHAINS WITH  
SHORTENERS (GKN)



4-ARM CHAINS WITH  
SHORTENERS (GKN)



Lift Safe Ltd  
Unit 16 Hawksley Street  
Oldham  
OL8 4PQ

[sales@liftsafe.net](mailto:sales@liftsafe.net)  
0161 626 9628

[www.liftsafe.net](http://www.liftsafe.net)